

2018 1 5

[2018]53

“

”

T+0

A

" "

2024 6 19

2024 3 31

.....	1
.....	2
.....	7
.....	14
.....	16
.....	18
.....	19
.....	20
.....	31
.....	44
.....	48
.....	49
.....	54
.....	56
.....	59
.....	60
.....	67
.....	76
.....	78
.....	93
.....	104
.....	106
.....	108

" " " "

(" ")
(" ")

" " " "
" " " "

" " " "

" "

1

2

3

4

5

6

7

8

9

2012 12 28
2013 6 1 2015 4 24

10

2020 8 28 10 1

11

2019 7 26 9 1

12

2014 7 7 8 8

13

2017 8 31 10 1

14

2016 9 30

15

2014 9 26

16

2016 9 30

17

2016 10 11

18

19

20

21

/

22

23

24

25

26

27

28

29

30

31

32

33

34

35

36

3

37

38

39 T

40 $T+n$ T n (T)

41

42

43

44

45

46

47

48

49

50

(

)

10%

51

52

53

54

55

56

57

10

58

59

60

A

C

A

C

61

62

1

2

3018 2608

3

1

31 33

3018 2603-2622

4

5

2003 8 5

6

020-83936666

95105828

7

8

14,097.8

9

	54.533%
	14.187%
	14.187%
	7.093%
	3.87%
	2.23%
	1.55%
	1.19%
	1.16%
	100%

1

MBA

2

3

Business Excellence Inc.

(2021 9 28)
(2024 3 19) (2024)
5 31) ()
)
2018 5 4 2019 9 10
2018 5 23 2020 2 14 2020 2 14 2022
9 26
5

6

1

2

3

4

5

6

7

8

9

10

11

12

1

1

2

2

1

2

3

4

5

3

1

2

3

4

1

2

3

4

" "

1

1983 10 31

1998 24

010 66594942

95566

1998

110

60%

QFII RQFII QDII

2024 3 31

1093

1032

QDII

61

FOF REITs

"

"

2007

" SAS70" " AAF01/06" " I SAE3402" " SSAE16"

2020

" I SAE3402" " SSAE16"

1

3018 2608

1 31 33

3018 2603-2622

95105828 020-83936999

020-34281105

www.gffunds.com.cn

2

3018 2608

1 31 33

3018 2603-2622

020-89188970

020-89899175

6

29

10

11

01-04

020 37181333

020 37181388

1

17

01-12

010 58152016

010 85188298

2018

1 5

[2018]53

2018 4 9

2018 4 27

1.00

2018 5 4

5000 20 200 60

1

2

1

2

3

3

1 " "

2 " "

3

4 " "

1

1 ()

2

1

1

3

4

5

1

2

T 7 ()

3

(T)

T+2 (T+1)

T

C

A C

A

C

A

/

1.

1

A

C

A

A

1.50%

M		
M 100		1.50%
100 M 200		1.00%
200 M 500		0.30%
M 500		1000

2

A

A

2.

25%

7

A

N		
N 7		1.50%
7 N 30		0.75%
30 N 365		0.50%

365 N 730	0.25%
N 730	0%

C

N	
N 7	1.50%
7 N 30	0.75%
N 30	0

C

30

3.

4.

5.

6.

1

1

A


$$= \quad / \quad 1$$

$$= \quad -$$

$$=$$

$$= \quad /$$

1 50,000 A 1.50%
 1.0160
 =50,000/ 1+1.50% =49,261.08
 =50,000 - 49,261.08=738.92
 =49,261.08/1.0160 = 48,485.31
 50,000 A 1.50%
 A 1.0160 48,485.31 A
 2 C
 = / C
 2 50,000 C C
 1.0160
 =50,000/1.0160=49,212.60
 50,000 C C
 1.0160 49,212.60 C
 2
 " " T
 = × T
 = ×
 =
 10 A 100 0.50%
 1.2130
 =100,000× 1.2130=121,300.00
 =121,300.00× 0.50%=606.50
 =121,300.00 - 606.50=120,693.50
 10 A 100 A
 1.2130 120,693.50
 2 10 C 100 0%
 C 1.2125



2

3

4

5

50%

50%

6

7

8

50%

9

1 2 3 6 7 8 9

1

2

3

4

5

6

50%

7

4

1

(

)

10%

2

1

2

10%

10%

3

2

()

20

3

3

2

1

2

1

1

3

4

80%

50%

60%-95%

5%

60%-95%

1
2
3
4

1

A
A 70% 50%

2

1

ROE

EBITDA/

EPS

P/B

2

PEG

FCFF FCFE


P/E

/EBITDA

3

ABS

MBS



T+0

A

1

60%-95%

50%

80%


2

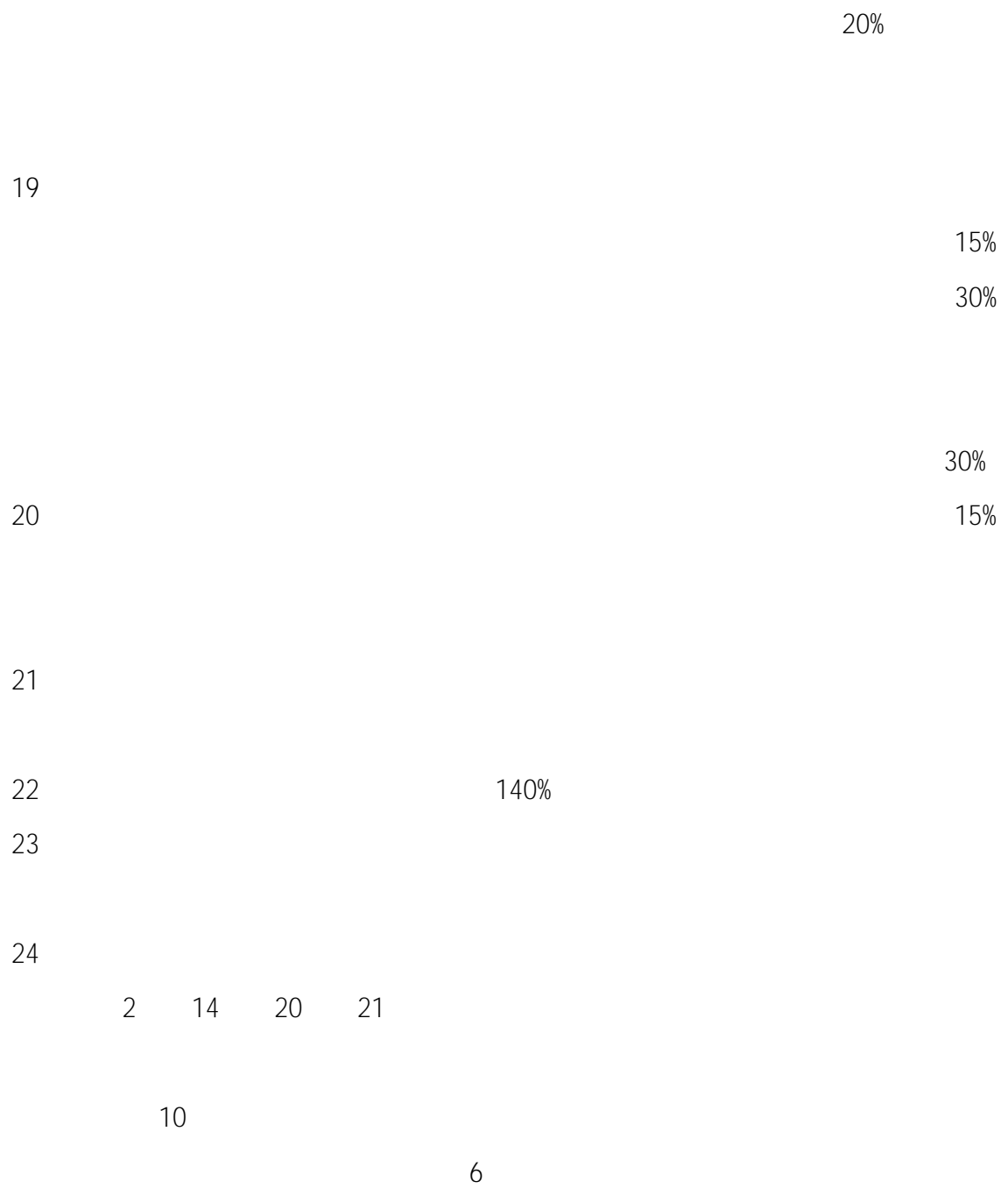
5%

3

A+H

10





- 1
- 2
- 3
- 4
- 5
- 6
- 7

2024 6 21

2024 3 31

1

1		2,277,607,943.46	90.03
		2,277,607,943.46	90.03
		-	-

2		-	-
		-	-
		-	-
3		-	-
4		-	-
5		50,114,715.87	1.98
		-	-
6		179,491,396.53	7.10
7		22,488,949.72	0.89
8		2,529,703,005.58	100.00

90,282,843.09

3.59%

2

2.1

A		-	-
B		71,878,398.00	2.86
C		1,708,112,179.71	67.95
D		-	-
E		49,352,975.40	1.96
F		-	-
G		11,556.45	0.00

H		-	-
I		51,052,748.73	2.03
J		82,920,947.70	3.30
K		-	-
L		223,980,431.00	8.91
M		-	-
N		15,863.38	0.00
O		-	-
P		-	-
Q		-	-
R		-	-
S		-	-
		2,187,325,100.37	87.02

2.2

		%
	-	-
	-	-
	-	-
	-	-
	-	-
	-	-
	-	-
	46,725,762.72	1.86
	43,557,080.37	1.73
	-	-
	-	-
	90,282,843.09	3.59

3

			()	()	()
1	600415		25,953,700	223,980,431.00	8.91
2	300308		800,000	125,248,000.00	4.98
3	688577		1,373,284	93,520,640.40	3.72
4	832982		421,235	93,008,688.00	3.70
5	300394		603,640	91,312,622.80	3.63
6	601881		6,921,615	82,920,947.70	3.30
7	002050		3,248,200	77,079,786.00	3.07
8	603129		631,790	75,751,621.00	3.01
9	688012		493,988	73,752,408.40	2.93
10	300502		1,098,040	73,568,680.00	2.93

4

5

6

7

8

9

1

2

10

1

2

11

11.1

11.2

11.3

1		987,001.40

2		20,205,551.19
3		-
4		-
5		1,296,397.13
6		-
7		-
8		-
9		22,488,949.72

11.4

11.5

2024 3 31

1

A

2018. 05. 04-2018. 12. 31	-22. 19%	0. 99%	-15. 14%	0. 97%	-7. 05%	0. 02%
2019. 01. 01-2019. 12. 31	36. 95%	1. 29%	15. 68%	0. 79%	21. 27%	0. 50%
2020. 01. 01-2020. 12. 31	54. 36%	1. 79%	13. 92%	1. 08%	40. 44%	0. 71%
2021. 01. 01-2021. 12. 31	26. 34%	1. 77%	1. 96%	0. 79%	24. 38%	0. 98%
2022. 01. 01-2022. 12. 31	-24. 85%	2. 03%	-10. 07%	1. 04%	-14. 78%	0. 99%
2023. 01.	1. 13%	1. 28%	-6. 84%	0. 63%	7. 97%	0. 65%

01-2023. 12. 31						
2024. 01. 01-2024. 03. 31	-4. 36%	2. 22%	-1. 35%	1. 10%	-3. 01%	1. 12%
	51. 05%	1. 62%	-5. 74%	0. 90%	56. 79%	0. 72%

C

2021. 10. 27-2021. 12. 31	12. 64%	1. 42%	-1. 16%	0. 60%	13. 80%	0. 82%
2022. 01. 01-2022. 12. 31	-25. 16%	2. 03%	-10. 07%	1. 04%	-15. 09%	0. 99%
2023. 01. 01-2023. 12. 31	0. 73%	1. 28%	-6. 84%	0. 63%	7. 57%	0. 65%
2024. 01. 01-2024. 03. 31	-4. 46%	2. 22%	-1. 35%	1. 10%	-3. 11%	1. 12%
	-18. 87%	1. 73%	-18. 30%	0. 87%	-0. 57%	0. 86%

2

(2018 5 4 2024 3 31)

1

A



2

C



1

2

1

2

3

3

1

2

3

4

5

6

7

8

9

10

11

12

13

1

0.0001

5

2

4

4

1

(" ")

"

"

2

1

2

3

(" ")

4

3

1

2

3

4

4

1

2

0.25%

0.5%

3

1

2

3

50%

4

1

11

2

1

12

10%

3

2

3

4

A

C

5

1

2

3 C

4

5

6

7

8

9

10

11

1

1.20%

H $E \times 1.20\% \div$

H

E

2

0.20%

H $E \times 0.20\% \div$

H
E

3

A

C

C

0.40%

H E × 0.40% ÷

H C

E C

"

"

4 11

1

2

3

4

1

2

1 1 12 31

2

3

4

5

6

7

1

2

3

" "

- 1
- 2
- 3
- 4
- 5
- 6

1

2

3

4

15

2

20%

"

"

2

62

1

2

3

4

5

6

7

8

9

10

11

12

12

12

13

14

15

16

17

18

19

20

21

22

23

24

25

26

10

1

1

2

3

4

5

6

7

8

2

1

2

3

3

4

60%

1

"

"

2

A

3

4

1

" " " "

2

" " " "

3

7 1.5% 7

4

" " " "

5

6

5

6

1

2

3

4

7

"

"

1

2

3

4

1

2

3

4

5

8

9

1

2

1

2

3

4

10

11

12

13

1

20%

2

50

3

4

5

6

14

15

)

(

16

1

2

3

4

5

6

7

1

2

1

2

1

2

6

3

4

1

30

2

3

4

1

2

3

4

5

6

7

5

6

5

15

1

1

2

3

4

5

6

7

8

9

10

11

12

13

14

15

16

17

18

2

1

2

3

4

5

6

7

8

9

10

11

12

13

14

15

16

15

17

18

19

20

21

22

23

24

30

25

26

27

1

1

2

3

4

5
6
7
2

1
2

3

4

5

6

7

8

9

10

11

15

12

13

14

15

16

17

18

19

20

21

22

A

C

1

1

2

3

4

5

6

7

8

9

2

1

2

3

4

5

6

7

8

9

1

1

2

3

4

5

6

7

8

9

10

11

10%

10%

12

13

2

1

2

3

4

5

6

7


8

1

2

3

10



3

1

1

2

50% 50%

2

1

2

2

3

50% 50%

4 3

1 2 2 3

3

4

1

2

1

50%

50%

2

30

2

1

50%

2

50%

2

1

1

2

3

4

2

5

2

1

2

1

2

6

3

4

1

30

2

3

4

1

2

3

4

5

6
7
5

6

5

15

3018 2608

:

2003 8 5

[2003]91

14,097.8

1

:

1983 10 31

1998 24

1

2

1

60%-95%

50%

80%


2

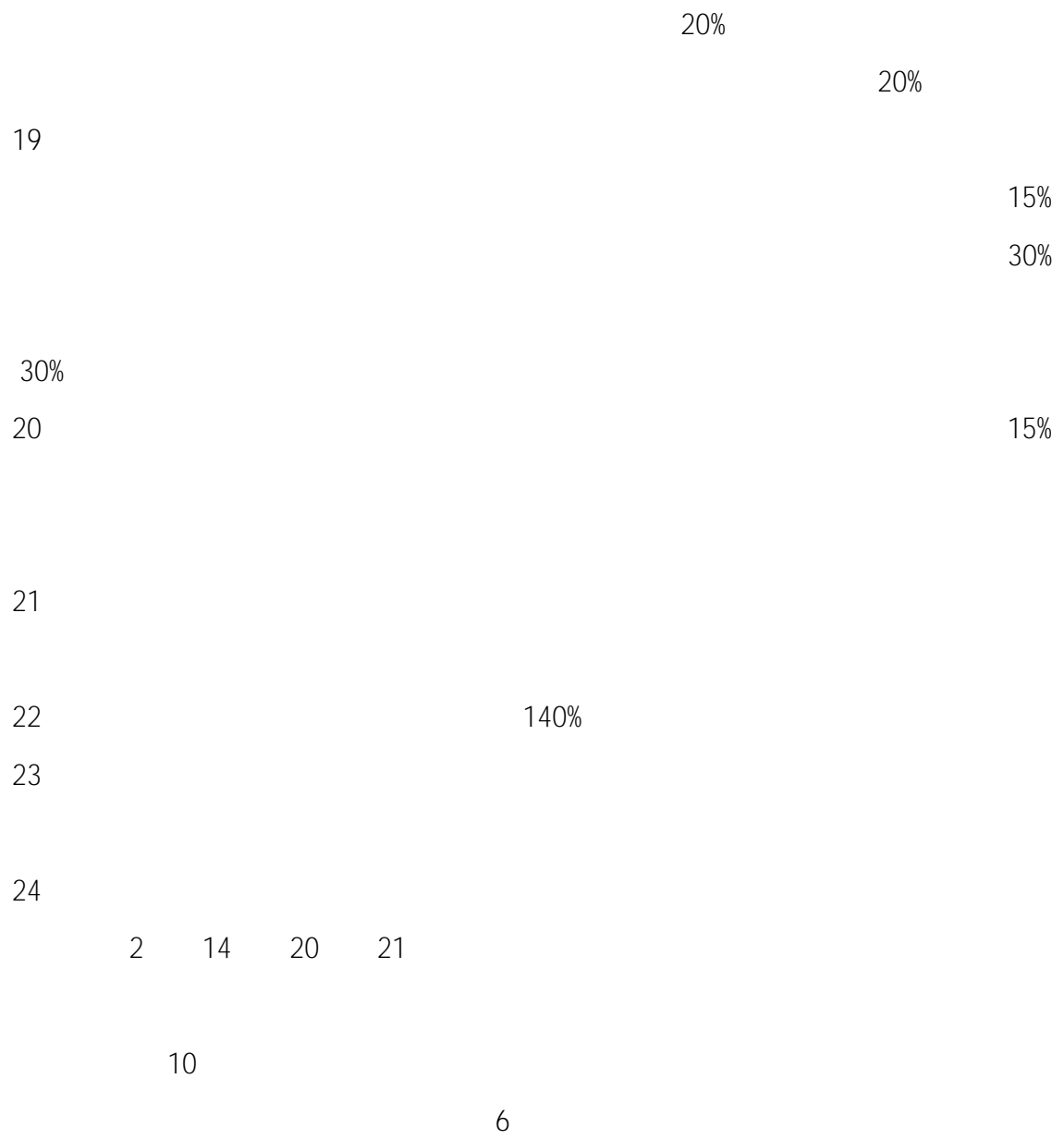
5%

3

A+H

10





1

2

3

1

2

3

4

5

1

2

2

2

1

2

3

4

1

2

3

4

1
2
3
4
5
6

0.0001

5

30

15

0.25%

0.5%

100

7

8

1

2

3

5

15

10

40

60

3

5

10

15

1

2

3

4

5

5

60

1

2

3

4

1

T

T 2

T 2

2

1

2

20

20

3

Call Center

1

Call Center 95105828 020-83936999
020-34281105

2

www.gffunds.com.cn
services@gffunds.com.cn

2024 5 15	2024-05-13
2024 1	2024-04-19
2023	2024-03-29
2024 3 29 2024 4 1	2024-03-27
	2024-02-05
2023 4	2024-01-19
2023 12 25 2023 12 26	2023-12-21
2023 3	2023-10-25
2023 10 23	2023-10-19
2023	2023-08-30
	2023-08-11
2023 2	2023-07-20

	2023-07-08
	2023-06-07

- 1.
- 2.
- 3.
- 4.
- 5.
- 6.
- 7.